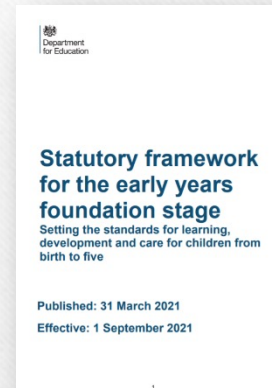


Welcome to The Holy Family Nursery




Aims

To give you an overview of Early Years Foundation Stage (EYFS) and what your child will be learning



To provide ideas on how we can effectively work together and how you can best support your child at home




To help you understand what to expect from us



Meet the team



Mrs Linnane Head teacher



Mrs Piggott
Nursery Teacher



Ms Swircz
Early Years Practitioner

Why is transition so important for your child?

Transition: A process not an event



Each child is different and some may take a little longer to settle

Our transition processes are based on the best interests and needs of your child



We will work with you to help your child to settle and be confident in their new surroundings



Getting to know you and your child

We will do this by:

- Home visits
- Teddy bear's Picnic on Moving up morning
- Information gathered from you and the previous setting
- Transition for each child carefully planned with you, parents and myself, the class teacher.
- Opportunities to ask questions and share concerns.

Your child

1. Tell us what your child enjoys doing by writing it on a post-it *(make sure you include their name and stick it on the board!)*
2. Think about what you want for your child when they start Nursery and write it on a post-it *(make sure you include their name and stick it on the board!)*



What will my child be learning?

Prime Areas of Learning	Specific Areas of Learning
Personal, Social and Emotional	Literacy
Communication and Language	Mathematics
Physical Development	Understanding the World
	Expressive Arts and Design

How does my child learn?

Characteristics of effective teaching and learning

Three characteristics of effective teaching and learning are:

playing and exploring - children investigate and experience things, and 'have a go'

active learning - children concentrate and keep on trying if they encounter difficulties, and enjoy achievements

creating and thinking critically - children have and develop their own ideas, make links between ideas, and develop strategies for doing things



Daily Routines

- 8:45 am Arrival and self-registration
- 9:00 am Carpet time: Daily prayers
- Teacher Led activity - group time
- Child Initiated Play
- Snack Time - rolling snack at the snack bar
- Phonics, then child initiated activities supported by adults
- 12.00pm Home Time/ Lunch Time
- 12.45pm Activities led by an adult
- Child initiated activities supported by adults
- Story
- Home

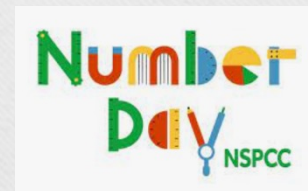

Lunchtime

- There are always 4 options:
 - A meat/ fish option
 - A vegetarian option
 - A jacket potato and filling option
 - A sandwich option
- Please discuss with your child which option they will be having. Orders are placed on Schoolgrid (office will provide details.)
- Support to cut up food, and encouragement and supervision to eat a decent amount!
- When they have finished the children go and play in our Nursery playground and the classroom.

Collecting your child

- Nursery morning session finishes at 12.00pm
- Please collect your child from the gates at the main entrance to the school.
- Nursery afternoon session finishes at 3:15pm
- Please collect your child from the playground gate (where you dropped them off).
- Children will only be allowed to go with main carer, or an adult that is listed on our records
- Please inform us if someone different is collecting your child.

Special week/days



Each half-term we will have a new topic and this will develop throughout the half-term.

We put a curriculum overview on the website.

Parents are invited to come in to our topic celebrations each term to share the work we have been doing.

We also have a range of different lessons throughout the week including - PE, outdoor learning, music and RE.

PE and outdoor learning will take place on a Monday. Children will come to school on their PE/ Outdoor kit - leggings/ joggers, PE tshirt, black hoodie, trainers. Details are on the website.

How will my child learn?



Preparing for Nursery

- Early nights
- Eating whole fruit
- Putting coats on.
- Toilet Training and washing hands
- Book bag
- Talk to your child about the changes, the new routines, who will be picking them up etc
- Talk to your child about who their new teacher is, the Moving up day visit and the Teddy Bear's Picnic.

How can I support my child at home?



Communicate and talk with your child



Enjoy physical activities together



Have fun exploring maths



Read, tell and make up stories together



Support your child to do things by themselves



Encourage your child to talk and play with others

We support learning at home in a variety of different ways

Look out for:

- Parent consultations meetings
- Whole school activities/ projects.
- Information and tips in newsletters, on class emails and the school website
- Home/school learning packs
- Information on displays around school
- <https://50thingstodo.org/> 50 things to do before I'm 5 app. Local, exciting activities to do over summer

How we communicate with you

Communication is so important. It plays a huge role in ensuring that you are regularly sharing information with us to best support your child.

We do this by...

- Daily chats at drop off and pick up time
- Parent consultation meetings
- Newsletters
- Social Media - Facebook
- Email (*nursery@holyfamily.herts.sch.uk*)
- School Website
- Children will be tired so don't expect too much communication as soon as Nursery finishes.



13th July- Teddy Bear Picnic

- Children will come into Nursery at 9.30am.
- The children will play in the classroom with their new friends and teachers.
- The adults will have the opportunity to get to know some of the other parents in the dining room.
- At 10am the children will come through to the dining room to meet parents. We shall go onto the field for a story, a drink and a snack with our teddies.

Home visits

- All children have been allocated a day and time for myself and Ms Swircz to visit your child at home.
- This is a good time for us to have a chat about your child, find out about them and any concerns you might have
- It is a good time if you have any questions...anything!
- Most importantly it is a great chance to build bonds and familiarity with your child.

Start date

All children to will start Nursery on:

Tuesday 5th September

Staggered start times:

Surname A-L: 8.40am - 8.50am

Surname M-Z: 8.50am - 9.00am

Coming to Nursery

- We have a soft start with doors opening from 8.45am. Doors close at 9.00am when Nursery starts.
- Bring your child into Nursery through the playground entrance and stop at the rainbow gate.
- After a kiss goodbye we will bring your child into Nursery.
- If your child is upset, I will only phone if they are not settling. No news is good news!
- It is better to leave your child even though they are upset as most children will quickly be engrossed in activities
- Late arrivals - go through the office.

Hooray Henry

- Every week we celebrate 'Star of the Week'
- Star of the week takes Henry home!
- Diary - does not have to be too detailed, just to help us support your child's recall.
- We can print off pictures
- Children's usual routines - no need to book a holiday!

General

- Please label EVERYTHING!
- Our school uniform policy is on the website, and children are expected to come in clothing they can use independently.
- Library Books -Monday morning. Book bag essential!
- A curriculum letter is put on the web site each half term with an overview of our topic and planned learning.
- School web site for further information and photos.

Pre-School?

- If your child currently attends a pre-school, please let me know so I can get in touch with them to help your child settle here.

Question Time

No question is a silly question...



If anyone has anything they would like to ask please feel free to ask away!

We look forward to welcoming you
and your child to Nursery



Before you go...

Take some photos of the classroom/provision and make sure you are in at least one of them.

You can then show your child you have been here!

