

# Explanation texts

# English Knowledge Organiser



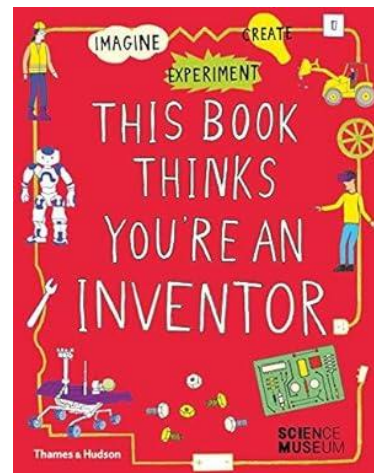



| ESSENTIAL VOCABULARY             |   |
|----------------------------------|---|
| <b>Fronted adverbial</b>         | A fronted adverbial is a word or phrase that provides additional information about the action in a sentence. When fronted, they are placed at the beginning of a sentence before the main verb or clause. |
| <b>Preposition</b>               | Tells you where something is.   |
| <b>Technical vocabulary</b>      | Specific vocabulary about a subject.  |
| <b>Invention</b>                 | The action of creating something, typically a process or device.  |
| <b>Subordinating conjunction</b> | ISAWAWABUB (If, since, when, although, while, after, before, until and because. A subordinate conjunction is used to introduce a subordinate clause.  |
| <b>Subordinate clause</b>        | A subordinate clause is a group of words in a sentence that contains a subject and a verb but cannot function as a complete sentence on its own.  |

**Final written outcome**  
To write an explanation text about an invention.

- Non-Negotiables for this piece of work**
- Fronted adverbials to sequence
  - Prepositions
  - Precise and expanded nouns
  - Conjunctions
  - Clear explanations
  - Technical vocabulary

**Example of an explanation.**

An explanation of how to make jam on toast:  
Firstly, grab you favourite bread and remove 1 (or 2 pieces if you're hungry) out of the packet and pop them in the rack of the toaster. When you are ready, change the dials at the bottom of the machine to change how long your toast is cooked for. Next, push down the lever and let your toast cook. While the toast is cooking, get yourself a plate, butter, knife and favourite jam ready. Don't forget to keep an eye on your toast so it doesn't burn. As soon as it has popped and is ready, carefully remove it from the toaster and place it on a plate. Remember never to put a knife or anything metal into the toaster as this can cause electric shocks! Then, spread butter generously over the bread. Lastly, with a new knife, take some of your jam and spread it across the toast. Enjoy!



**Fronted adverbials**

Firstly,  
Secondly,  
Thirdly,  
Lastly,  
Next,  
As soon as it's finished,  
Then,  
When you are ready,  
At this point,  
Nowadays,

**Don't forget to always put a comma after your fronted adverbial!**

