

Y2 Multiplication and Division




MATHS KNOWLEDGE ORGANISER

ESSENTIAL VOCABULARY	
Groups	Sets of objects or numbers.
Equal groups	Groups that have the same amount in.
Lots of	How many groups of a particular number.
Arrays	A collection of objects.
Repeated addition	When the same number is added again and again.
Multiplication	Working out the total of 2 groups.


LINKS TO PREVIOUS LEARNING

Solve one-step problems involving multiplication and division, by calculating the answer using concrete objects, pictorial representations and arrays with the support of the teacher.

Visual Representation




4 lots of 2 = 8



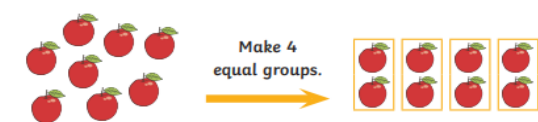
2 lots of 4 = 8

Use Arrays




4 rows of 10 = 40
10 columns of 4 = 40

Make Equal Groups




Make 4 equal groups.

Add Equal Groups




2 + 2 + 2 + 2 = 8 apples

The Multiplication Symbol



4 × 2 = 8



2 × 4 = 8

8 apples

2 × 5 = 10

5 × 2 = 10

10 cookies

Stem Sentences


I know that
How will this help you know?
Explain your thinking
I choose this method because

Speaking Frame - Multiples and Multiplication

We are using to count in multiples of □ .
The □ multiple of □ is □ .
This could also be □ + □ + □ + □ ...
□ groups of □ is □ .
This is also □ x □ = □ .

Maths Mastery

Spot the mistake:
0, 2, 4, 6, 9, 10, 12, 14, 16



This array shows: □ x □ = □

Draw another array to show:
4 x 5 = □